

MINI

The space-saving staircase with steps that have been shaped or staggered to optimize the space and ascent whilst occupying the least possible space.

The steps are made of solid beech wood and come with a variety of color choices.



Previous page

Mini 13 steps, configuration with one turn. Steps and handrail: Natural 12, white structure and railings.

Below

Close-up of space-saving landing. Steps and handrail: Natural 12, white structure and railings.

Left page

Close-up of step shape with alternating tread. Steps and handrail: Walnut 25, silver grey structure and railing.



MATERIALS AND COLORS

STEPS

- Solid beech wood, 40 mm thickness
- No knots or splits, maximum stability and mechanical strength thanks to Finger Joint technology
- Non-toxic water-based coating; 3 layers of paint

HANDRAIL

- In solid beech wood in same color as steps

STRUCTURE

- Steel modular elements
- Powder coated with scratch proof finish

RAILING

- Steel vertical columns painted in the same color as the structure (distance between the columns less than 10 cm)

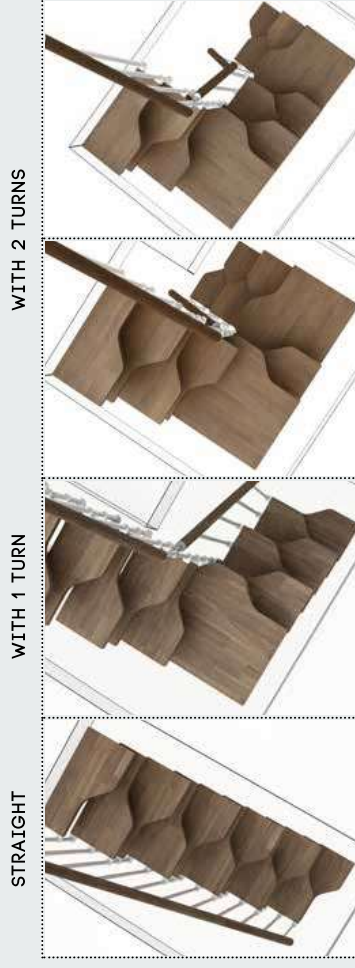
Wood colors (steps and handrail)

White 84	Natural 12	Walnut 25	Sand 27	Cement 89	Dove 87	Wengé 23	Lacquered White 94	Lacquered Black 95
----------	------------	-----------	---------	-----------	---------	----------	--------------------	--------------------

Steel colors (structure and railing)

White	Silver grey
-------	-------------

CONFIGURATIONS

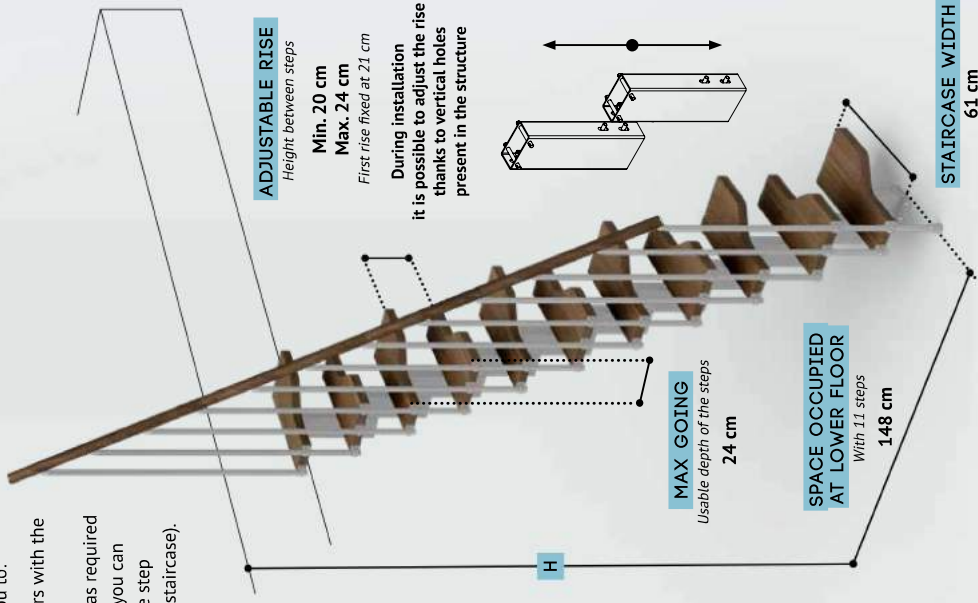


STAGGERED AND SHAPED STEPS: reduce the space occupied by the staircase without sacrificing comfort.

MEASUREMENTS valid for all the configurations

The SYSTEM FOR ADJUSTING THE HEIGHT BETWEEN THE STEPS (RISE) allows you to:

- Obtain different heights between floors with the same number of steps.
- Obtain the height between the floors as required with more or fewer steps (this means you can find the best compromise between the step height and the space occupied by the staircase).



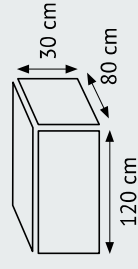
NUMBER OF STEPS	HEIGHT BETWEEN FLOORS (H)
9 steps 1 box	Min. 201 cm Max. 237 cm
10 steps 1 box	Min. 221 cm Max. 261 cm
11 steps 1 box	Min. 241 cm Max. 285 cm
12 steps 1 box + 1 extra step	Min. 261 cm Max. 309 cm
13 steps 1 box + 2 extra steps	Min. 281 cm Max. 333 cm
14 steps 1 box + 3 extra steps	Min. 301 cm Max. 357 cm

Add more steps to reach greater heights.

- H = Finished floor to finished floor height.
- Top step fixed one rise below finished upper floor.
- Ceiling opening width: staircase width + 5 cm.


PACKAGE

1 box =

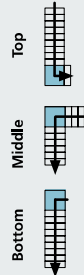


The measures of the box may vary

DIRECTION OF ASCENT



TURN POSITION



ACCESSORIES

