


SMALL

The Small staircase designed to optimise the available space with a practical and safe solution. The shape of the steps allows the space occupied to be decreased without losing the comfort of going up the stair.






Previous pages
 Small 11 steps, straight configuration.
 Steps, structure, railing natural finish and white handrail.

Left
 Close-up of step shape with alternating tread. Steps, structure, railing natural finish and white handrail.

Right page
 Small 11 steps, straight configuration.
 Natural finish steps, structure, railing and silver grey handrail.



MATERIALS AND COLORS

STEPS

- In birch plywood, thickness 29 mm
- Excellent stability and high mechanical strength
- Non-toxic water-based coating: 3 layers of paint

HANDRAIL

- In plastic material in the same color as the structure

Wood colors (steps)

Natural



Steel colors (structure and railing)

White



Silver grey



STRUCTURE

- Steel modular elements
- Powder coated with matt scratch proof finish

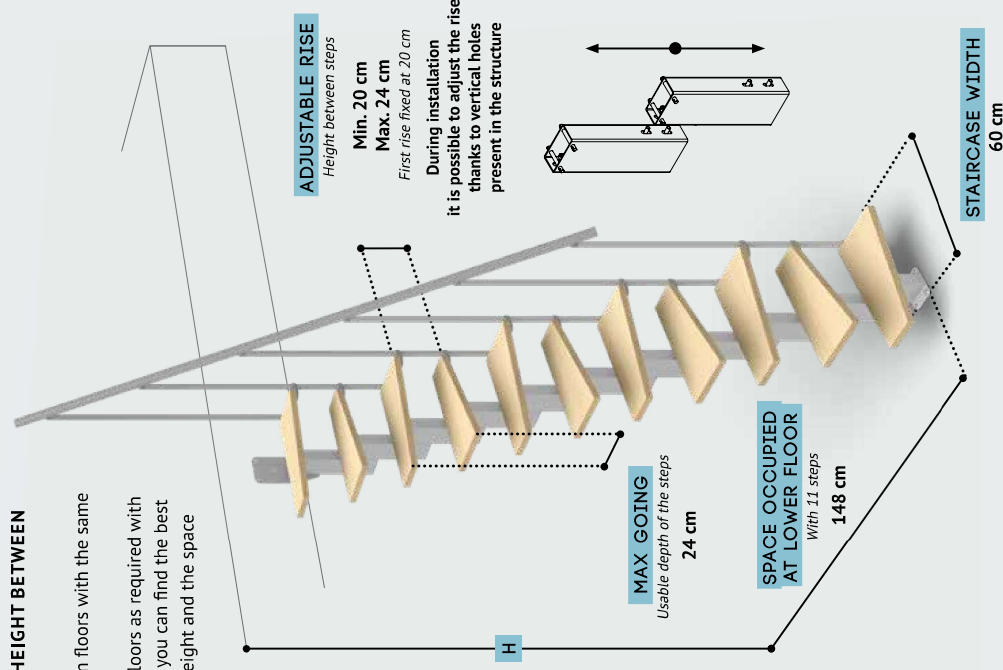
RAILING

- Painted steel vertical rails matching the color of the structure

MEASUREMENTS valid for all the configurations

The SYSTEM FOR ADJUSTING THE HEIGHT BETWEEN THE STEPS (RISE) allows you to:

- Obtain different heights between floors with the same number of steps.
- Obtain the height between the floors as required with more or fewer steps (this means you can find the best compromise between the step height and the space occupied by the staircase).



HEIGHT BETWEEN FLOORS (H)

Min. 200 cm
Max. 236 cm

Min. 220 cm
Max. 260 cm

Min. 240 cm
Max. 284 cm

Min. 260 cm
Max. 308 cm

Min. 280 cm
Max. 332 cm

Min. 300 cm
Max. 356 cm

Add more steps to reach greater heights.

• H = Finished floor to finished floor height.

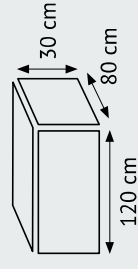
• Top step fixed one rise below finished upper floor.

• Ceiling opening width: staircase width + 5 cm.

PACKAGE

1 box

=



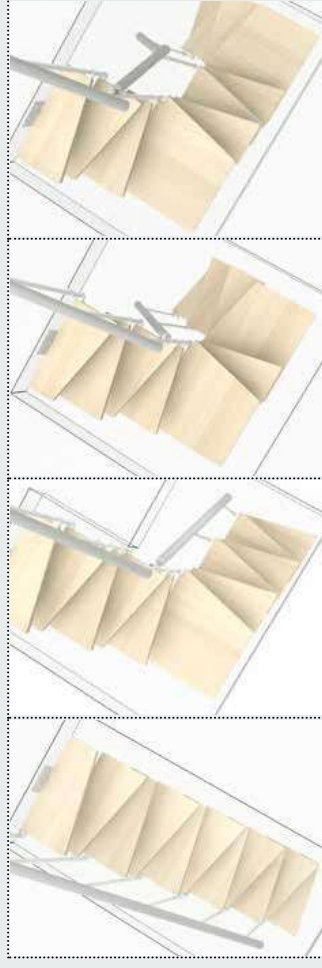
The measures of the box may vary

CONFIGURATIONS

STRAIGHT

WITH 1 TURN

WITH 2 TURNS



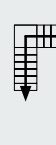
STAGGERED AND SHAPED STEPS: reduce the space occupied by the staircase without sacrificing comfort.

DIRECTION OF ASCENT

Clockwise



Counter clockwise



TURN POSITION

Bottom



Middle

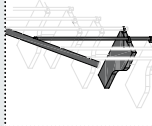


Top

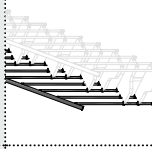


ACCESSORIES

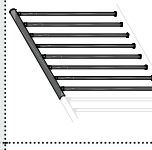
Extra step (with structure and railing).



Railing for 11 steps (External side).



Balustrade for upper floor (100 cm).



Safety bars under step.

